

EVA Series

Digital and analogue TV reception for the installation of collective and individual antennas fully adapted to LTE.

FEATURES

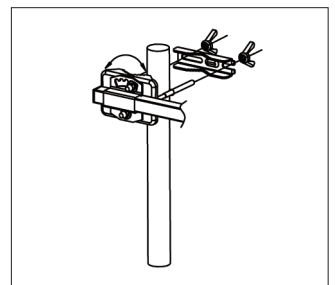
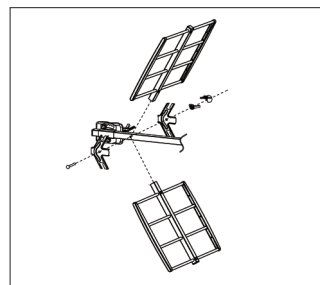
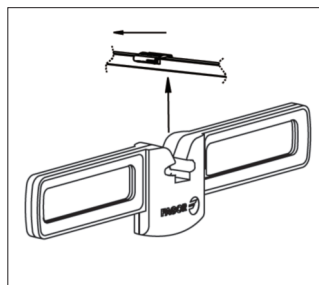
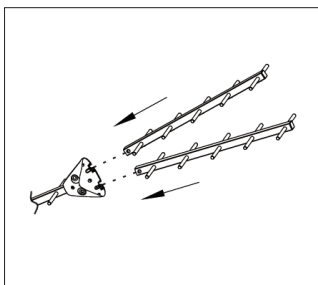
- Reduced size, minimal aesthetic impact maximizing electrical parameters.
- High gain/length ratio
- 2 references suitable for protection against LTE signals, 84416: 790 MHz LTE and 84415: 694 MHz LTE
- Easy installation, no need for tools
- Multiple packaging for better transport



EVA
EVOLUTIVE ANTENNA



MODEL		EVA	EVA 2
Reference		84416	84415
Channels		21÷60	21÷48
Gain	dB		14
Impedance	Ω		75
Return losses	dB		15
Back-to-front ratio	dB		15
Horizontal opening angle	$^{\circ}$		39
Length	mm		780
Packing dimensions (5UN)	mm	559x310x500	
Weight	Kg	5	



SIGNAL RECEPTION